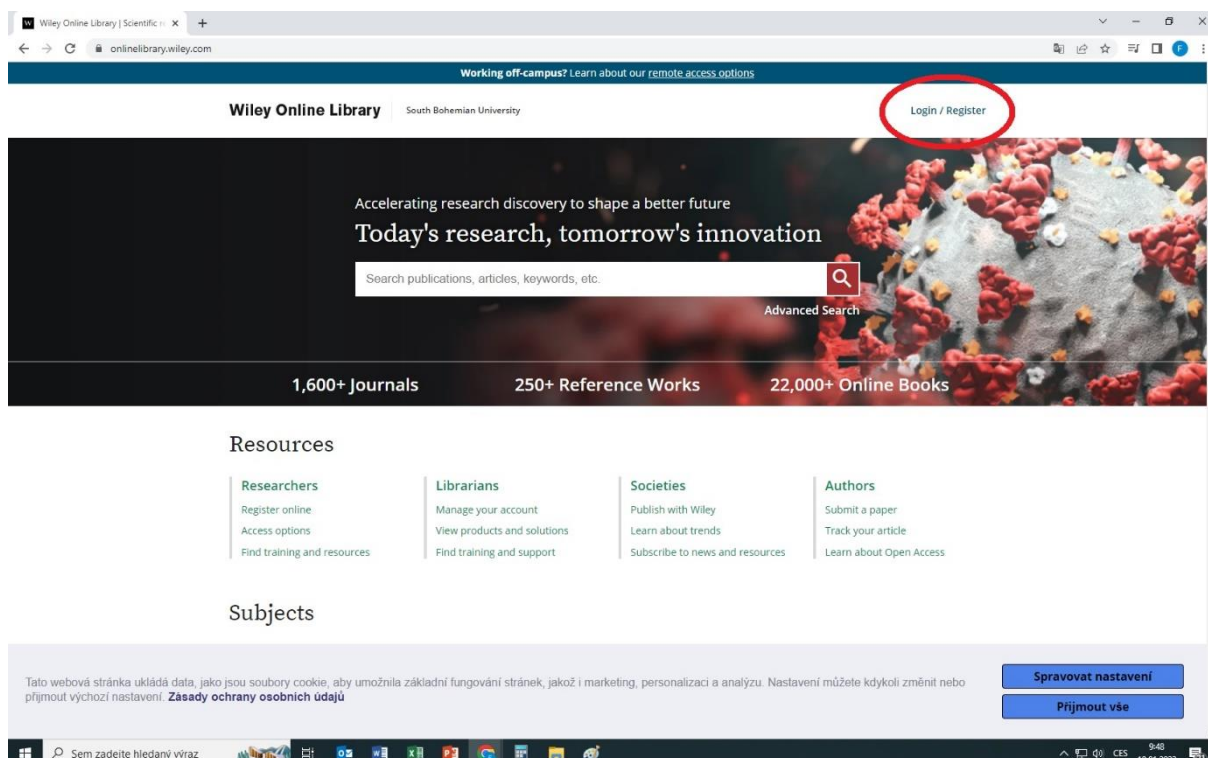


Postup přihlášení pro čtení časopisů z kolekce vydavatelství Wiley & Sons

How to log in and read collection of Wiley journals

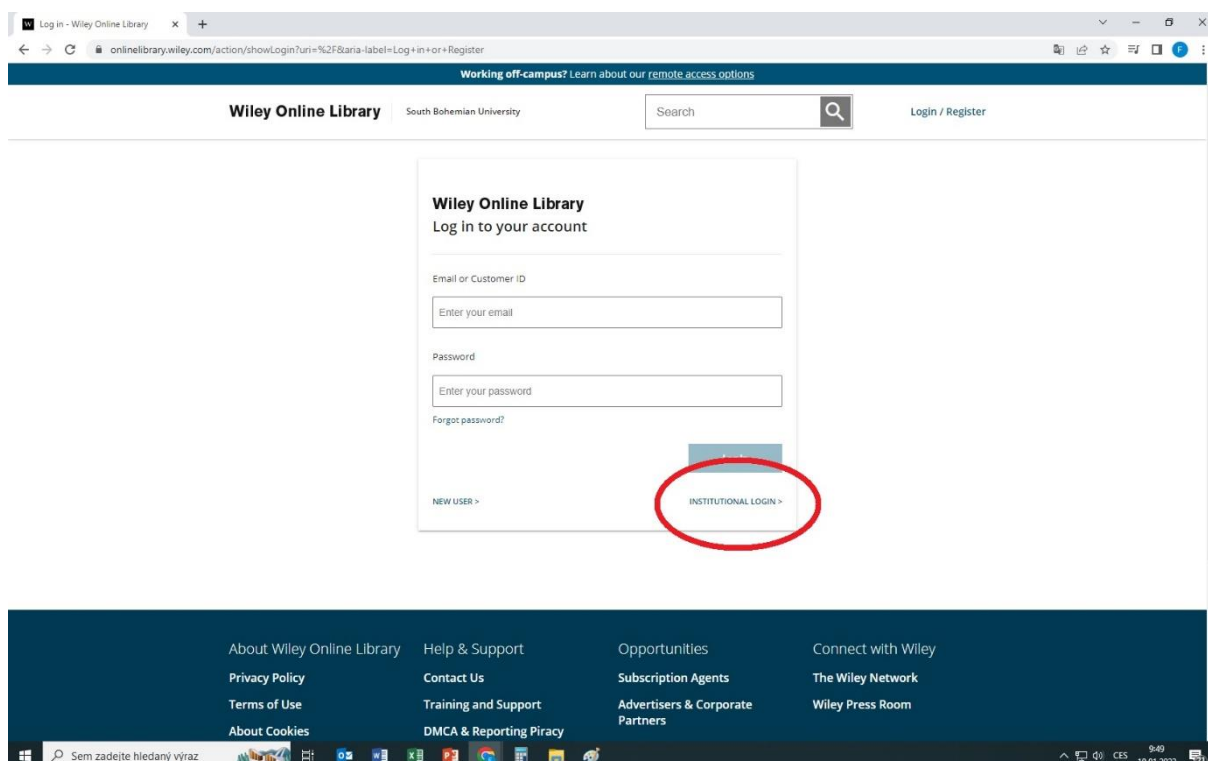
1. Otevřete odkaz: <https://onlinelibrary.wiley.com/>.
Open the link: <https://onlinelibrary.wiley.com/>.

1. Vyberte vpravo nahoře Login / Register.
Select Login/Register at the top right.

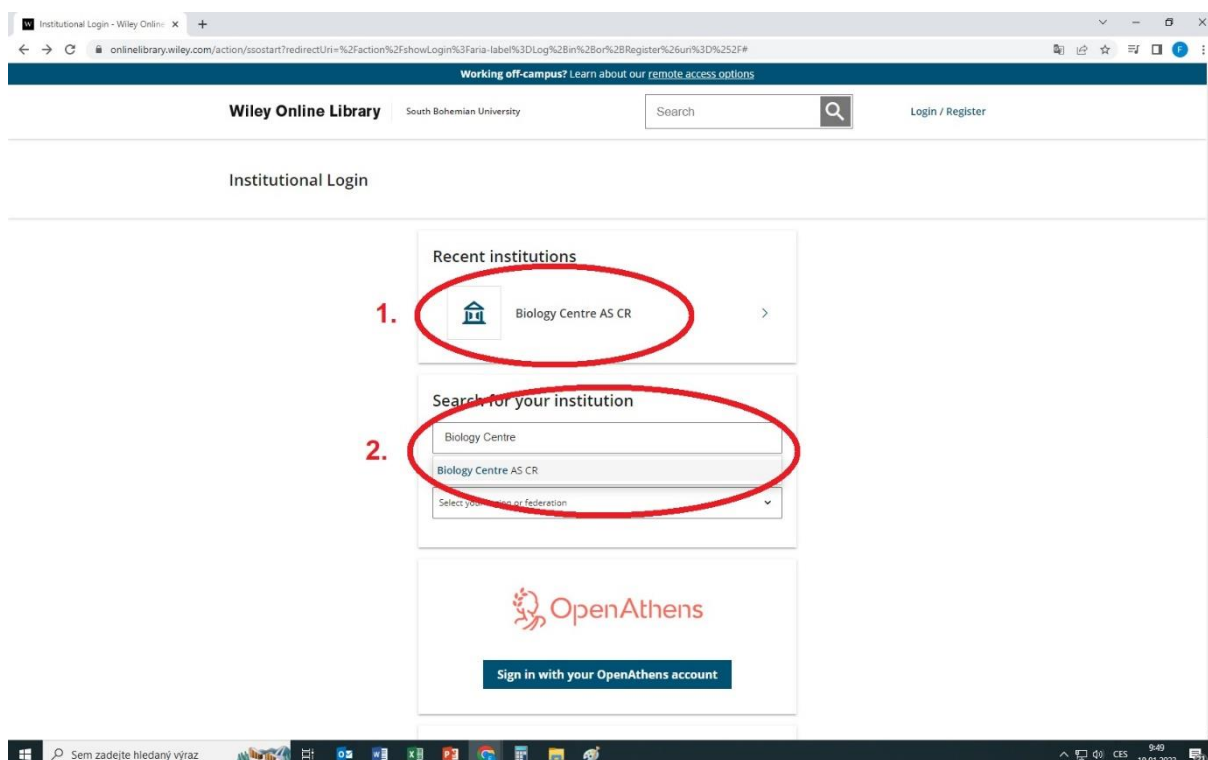


The screenshot shows the Wiley Online Library website. The browser address bar displays "onlinelibrary.wiley.com". The page header includes "Wiley Online Library" and "South Bohemian University". A "Login / Register" link is circled in red in the top right corner. The main banner features the text "Accelerating research discovery to shape a better future" and "Today's research, tomorrow's innovation". Below the banner is a search bar with the placeholder text "Search publications, articles, keywords, etc." and a magnifying glass icon. The page also displays statistics: "1,600+ Journals", "250+ Reference Works", and "22,000+ Online Books". The "Resources" section includes links for Researchers, Librarians, Societies, and Authors. The "Subjects" section is also visible. At the bottom, there is a privacy notice and two buttons: "Spravovat nastavení" and "Přijmout vše".

3. Vyberte možnost „INSTITUTIONAL LOGIN“.
Select " INSTITUTIONAL LOGIN".





4. Napište Biology Centre a vyberte ze seznamu Biology Centre AS CR. Pokud jste se již přihlašoval ze stejného zařízení, může vám formulář již volbu nabídnout.
Write Biology Centre and select Biology Center AS CR from the list. If you have already logged in from the same device, the form may offer you a choice.



5. Zadejte institucionální přihlašovací údaje Shibboleth (většinou stejné, jako při přihlašování do systému VERSO). Pokud je neznáte, obraťte se na pracovníky IT.
Enter your institutional Shibboleth credentials (mostly the same as when logging into the VERSO system). If you don't know them, contact IT staff.

BC AV ČR Web Login Service

idp.bccas.cz/idp/profile/SAML2/POST/SSO?execution=e2s1

  **BIOLOGICKÉ
CENTRUM
AV ČR, v. v. i.**

Přihlášení ke službě: Atypon SP

Uživatelské jméno

voran.1

Heslo

.....

Neukládat uživatelské jméno

Zaškrtnutím tohoto políčka přejdete na stránku s potvrzením odeslaných informací.

Přihlásit

Atypon SP Atypon Systems operates a hosting platform that provides content delivery services to a wide range of professional and scholarly publishers.

K přihlášení použijte uživatelské jméno a heslo, které používáte k přihlášení do VERSO.
Zapomenuté heslo obnovíte podle pokynů na přihlašovací stránce do VERSO.
V případě problémů kontaktujte správce IDP na adrese eduid@cas.cz.

IDP AV ČR, provozuje Středisko společných činností AV ČR

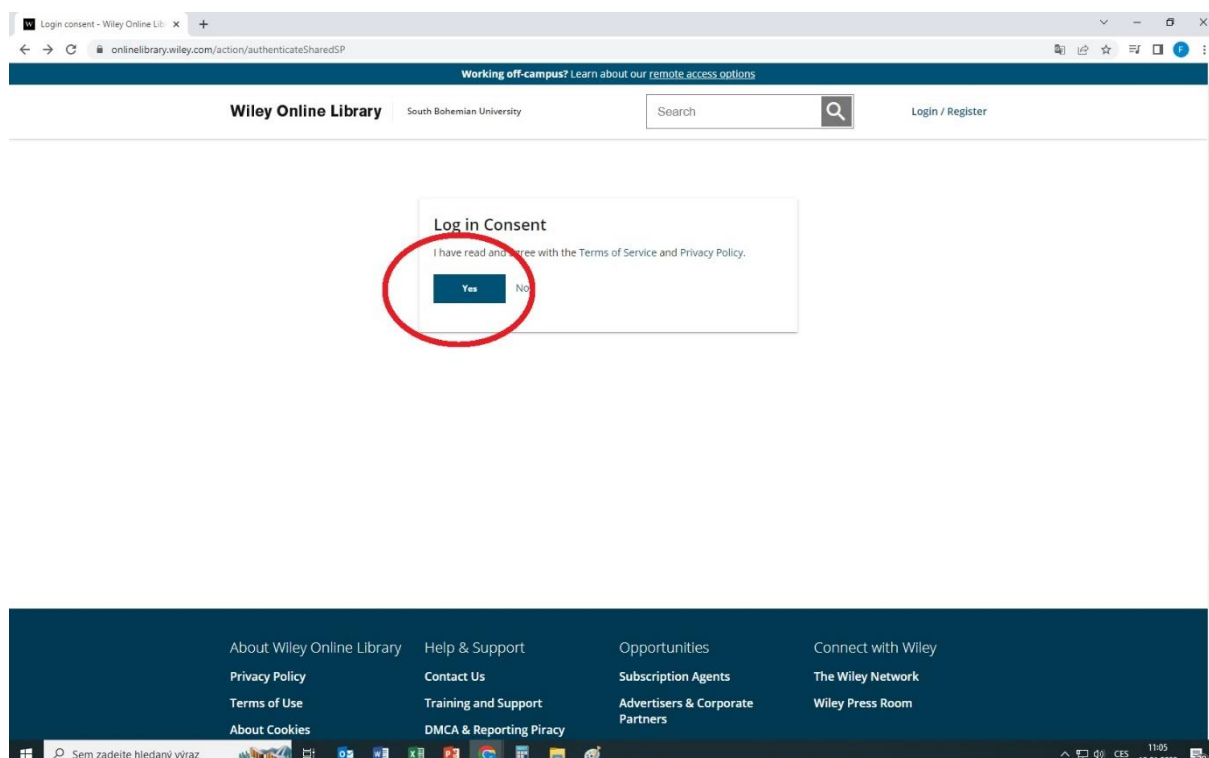
Sem zadejte hledaný výraz

9:50 19.01.2023

6. Potvrďte, že souhlasíte s přenosem nezbytných údajů (nezobrazí se vždy).
Confirm that you agree to transfer the necessary data (not always displayed).

7. Při první přihlášení potvrďte souhlas s podmínkami.

Confirm your agreement to the terms and conditions when logging in for the first time.



The screenshot displays the Wiley Online Library login consent page. The browser address bar shows the URL onlinelibrary.wiley.com/action/authenticateSharedSP. The page header includes the Wiley Online Library logo, the text 'South Bohemian University', a search bar, and a 'Login / Register' link. The main content area features a 'Log in Consent' dialog box with the text 'I have read and agree with the Terms of Service and Privacy Policy.' and two buttons: 'Yes' and 'No'. The 'Yes' button is circled in red. The footer contains a grid of links: 'About Wiley Online Library', 'Privacy Policy', 'Terms of Use', 'About Cookies', 'Help & Support', 'Contact Us', 'Training and Support', 'DMCA & Reporting Piracy', 'Opportunities', 'Subscription Agents', 'Advertisers & Corporate Partners', and 'Connect with Wiley', 'The Wiley Network', 'Wiley Press Room'. The Windows taskbar at the bottom shows the search bar with the text 'Sem zadejte hledaný výraz' and the system tray with the date '19.01.2023' and time '11:05'.

8. Po úspěšném přihlášení uvidíte Biologické centrum v záhlaví stránky. V některých případech také své křestní jméno.

Případnou výzvu pro další přihlášení do vašeho účtu můžete ignorovat, nebo si můžete zdarma vytvořit osobní registraci. Toto není povinné.

You will see the Biological Centre in the header of the page. In some cases, also your first name.

You can ignore the possible call for log in to your account, or you can create a personal registration for free. This is not mandatory.

The screenshot shows the Wiley Online Library login page. The browser address bar displays the URL: `onlinelibrary.wiley.com/action/showLogin?aria-label=Log+in+or+Register&uri=%2F&sam1_referrer`. The page header includes the text "Working off-campus? Learn about our remote access options". The navigation bar contains the following elements: "3. Wiley Online Library" (circled in red), "Biology Centre Of The Ascr" (circled in red), a search bar, and "1. Frantisek" (circled in red). The main content area features a "Wiley Online Library Log in to your account" form. The form includes a "Email or Customer ID" field containing "vorel@lib.jcu.cz" (circled in red), a "Password" field with masked characters and a visibility toggle, and a "Forgot password?" link. A "Log In" button is located at the bottom right of the form. Below the form, there is a link for "INSTITUTIONAL LOGIN >". The footer contains a grid of links: "About Wiley Online Library", "Privacy Policy", "Terms of Use", "About Cookies", "Help & Support", "Contact Us", "Training and Support", "DMCA & Reporting Piracy", "Opportunities", "Subscription Agents", "Advertisers & Corporate Partners", "Connect with Wiley", "The Wiley Network", and "Wiley Press Room". The Windows taskbar at the bottom shows the search bar with the text "Sem zadejte hledaný výraz" and the system tray with the date "19.01.2023" and time "11:07".

9. Pro čtení časopisů klikněte na možnost „1,600+ Journals“. Ostatní části s e-knihami, slovníky a encyklopediemi nejsou součástí předplatného.
Click on "1,600+ Journals" option to read journals. Other sections with e-books, dictionaries and encyclopaedias are not part of the subscription.

The screenshot shows the Wiley Online Library homepage. At the top, there is a navigation bar with the text "Working off-campus? Learn about our remote access options". Below this, the "Wiley Online Library" logo is visible, along with "Biology Centre Of The Ascr" and the user name "František". The main banner features the tagline "Accelerating research discovery to shape a better future" and "Today's research, tomorrow's innovation". A search bar is present with the placeholder text "Search publications, articles, keywords, etc." and a magnifying glass icon. Below the search bar, three main resource categories are listed: "1,600+ Journals" (circled in red), "250+ Reference Works", and "22,000+ Online Books". Under the "Resources" section, there are four columns: "Researchers" (with links for Register online, Access options, Find training and resources), "Librarians" (with links for Manage your account, View products and solutions, Find training and support), "Societies" (with links for Publish with Wiley, Learn about trends, Subscribe to news and resources), and "Authors" (with links for Submit a paper, Track your article, Learn about Open Access). The "Subjects" section shows a list of categories, with "Agriculture, Aquaculture & Food Science" and "Architecture & Planning" highlighted in blue. The bottom of the page shows a Windows taskbar with the search bar containing "Sem zadejte hledaný výraz" and the system tray showing the time as 11:40 on 30.03.2023.